

Iowa Employment Report

Joint Economic Committee

Senator Mike Lee, Chairman

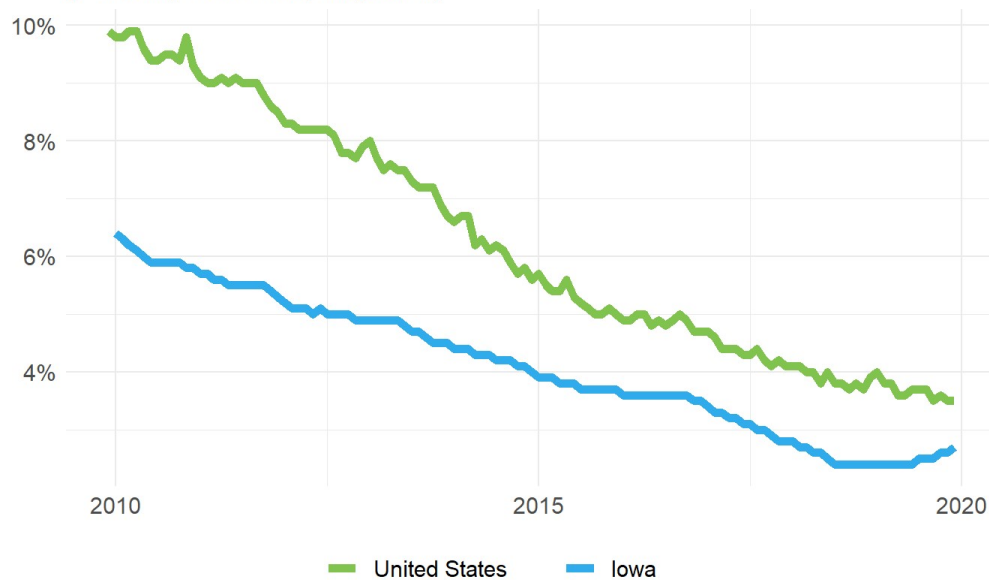
January 24, 2020

Summary

- Iowa lost 3,100 net payroll jobs and the unemployment rate rose by 0.1 percentage point to 2.7 percent in December, according to Bureau of Labor Statistics (BLS) data released at 10:00am on January 24, 2020.
- Over the past twelve months, Iowa lost 2,400 payroll jobs and the unemployment rate rose by 0.3 percentage point from 2.4 percent.
- In December, Iowa's private sector lost 2,200 net private payroll jobs and over the past twelve months it lost 4,400 private payroll jobs in the establishment survey.
- In the household survey, the number of unemployed rose by 975 on net in December, and over the past year employment rose by 64,889.
- Iowa's labor force participation rate rose to 71 percent in December from 70.8. Since last year, the labor force participation rate rose by 2.5 percentage points.
- The national unemployment rate remained unchanged in December. State employment and unemployment data for January is scheduled for release March 16, 2020. The national employment situation report for January will be released February 07, 2020.

Iowa and U.S. Unemployment Rates

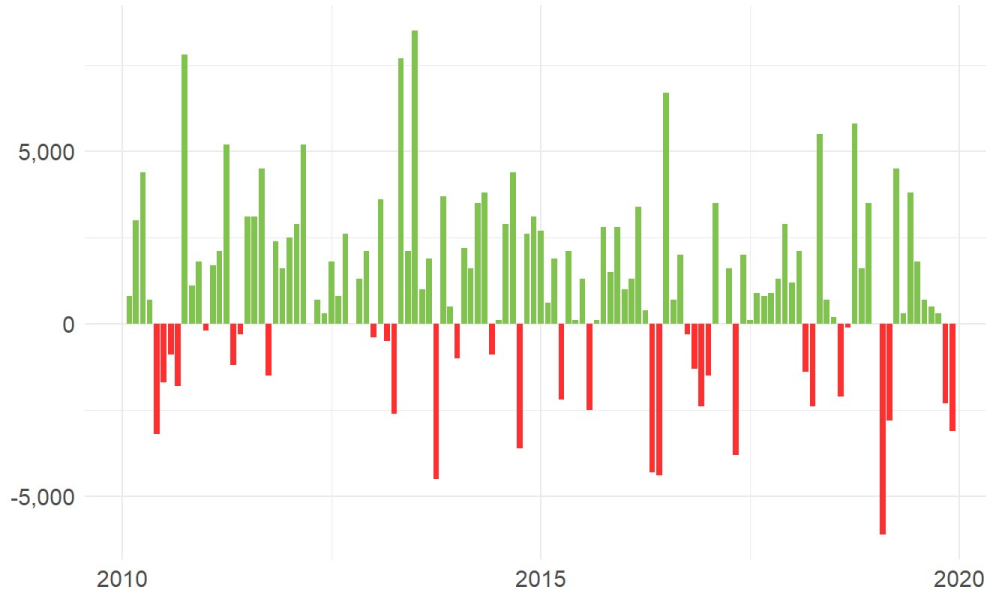
(Percent, Seasonally Adjusted)



Source: Bureau of Labor Statistics

Iowa Payroll Employment

Iowa Nonfarm Payroll Jobs Monthly Change (Seasonally Adjusted)



Source: Bureau of Labor Statistics

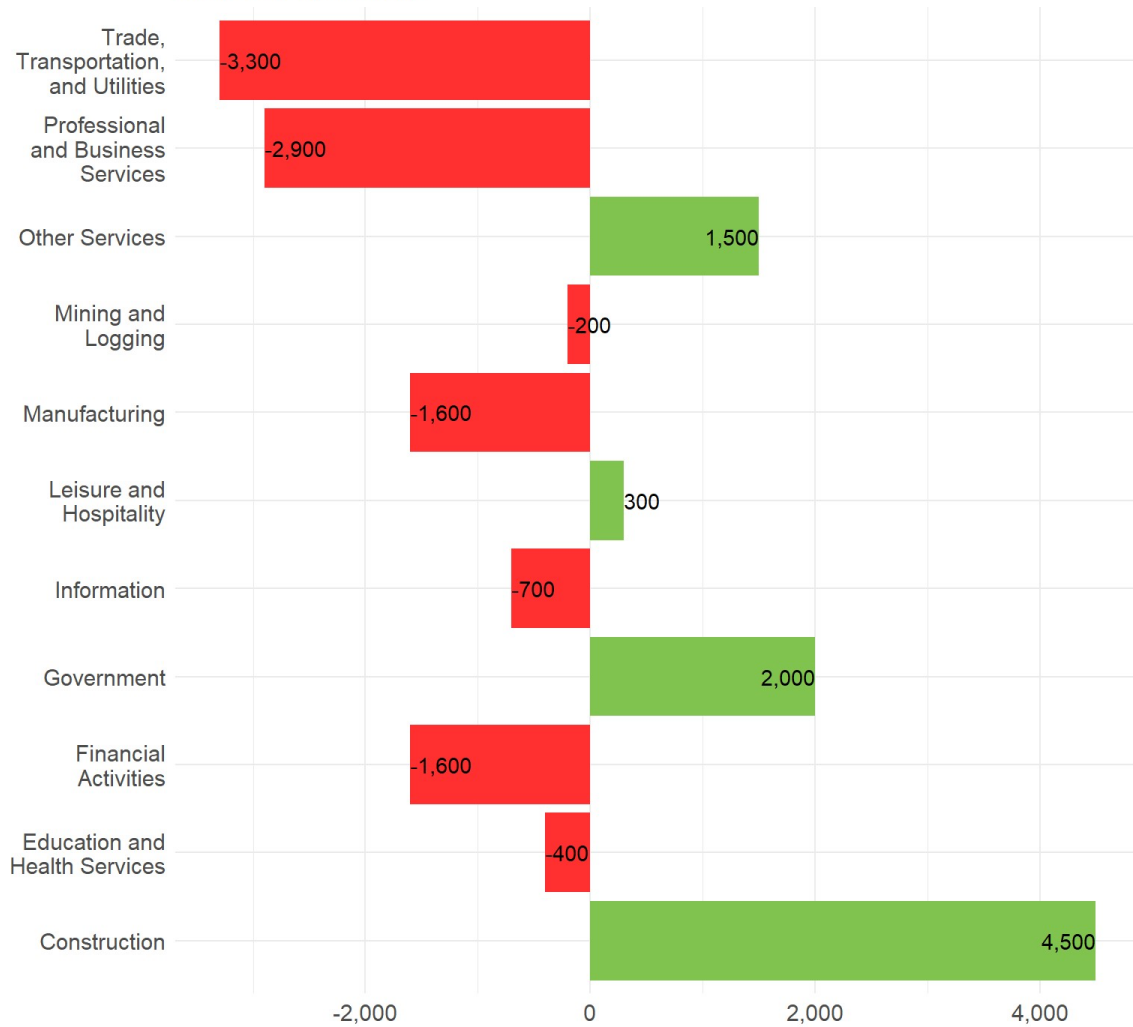
Iowa lost 3,100 net payroll jobs, or -0.2 percent, on a seasonally adjusted basis during December. In the prior month, Iowa lost 2,300 jobs. Over the past twelve months, Iowa lost 2,400 payroll jobs, or -0.2 percent. Iowa nonfarm payroll employment had increased in 7 of the past 12 months.

Nationally, nonfarm payrolls rose by 145,000 in December, or rose by 0.1 percent. Over the 12-month period ending with December, nonfarm payrolls rose by 2,108,000 jobs, or 1.4 percent. Iowa ranks 47th among the 50 states and the District of Columbia for percentage gain in nonfarm payroll employment over the past 12 months.

During December, Iowa's private-sector lost 2,200 jobs, or approximately -0.2 percent. The private-sector in Iowa lost 2,500 jobs in the prior month. Over the past twelve months, private-sector payrolls in Iowa lost 4,400, or -0.3 percent. Iowa private-sector payroll employment has increased in 5 of the past 12 months.

Nationally, private-sector payroll jobs rose by 139,000 jobs in December, or 0.1 percent. Over the past 12 months, the national payroll rose by 1,947,000 jobs in the private sector, or rose by 1.5 percent. Iowa ranks 48th among the 50 states and the District of Columbia for a percentage gain in private-sector payroll employment over the past 12 months.

Change in Iowa Payroll Employment by Sector over Past 12 Months



Source: Bureau of Labor Statistics, seasonally adjusted

The best performing sectors on a seasonally adjusted basis during December were Construction (1,500) and Leisure and Hospitality (1,200). The poorest performing sectors during the month were Professional and Business Services (-1,200) and Manufacturing (-1,400).

The best performing sectors during the last twelve months were Construction (4,500) and Government (2,000). The poorest performing sectors during the last twelve months were Professional and Business Services (-2,900) and Trade, Transportation, and Utilities (-3,300).

Iowa Labor Force Statistics

Labor Force Participation

The labor force participation rate in Iowa rose to 71 percent in December from 70.8 percent in the prior month. At a labor force participation rate of 71 percent, Iowa ranks 2nd in the nation. The labor force participation rate in Iowa rose by 2.5 percentage points from a year earlier. The labor force participation rate is the percentage of the civilian noninstitutionalized population age 16 and older who are employed or actively looking for work.

The 10-year high for the labor force participation rate in Iowa was 71.7 percent last occurring in February 2010. The series high for the labor force participation rate in Iowa occurred in July 1996 when the labor force participation rate hit 73.6 percent. The 10-year low for the labor force participation rate was 68.2 percent, last occurring in January 2018. The series low for the labor force participation rate in Iowa last occurred in March 1976 when the labor force participation rate hit 63.9 percent.

The national labor force participation rate remained steady at 63.2 percent in December. That rate rose by 0.2 percentage point from a year earlier. The all-time high for the national labor force participation rate was 67.3 percent in April 2000. The 10-year high for the national labor force participation rate was 65.2 percent in April 2010. The recent 10-year low occurred in September

2015 at a level of 62.4 percent. The series low for the national labor force participation rate was 58.1 percent in December 1954.

Employment-to-Population Ratio

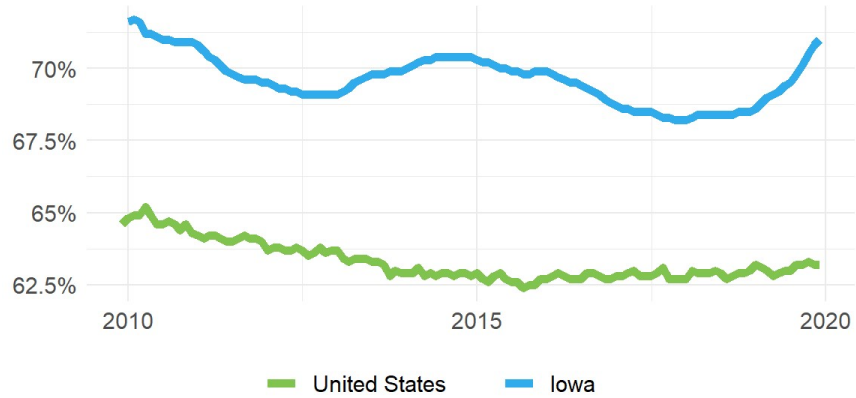
The employment-to-population ratio, or the percentage of the Iowa civilian noninstitutionalized population 16 years and older counted as employed, in December rose to 69.1 from 68.9 percent in the prior month. At 69.1 percent, Iowa ranks 1st among state employment-to-population ratios in the nation. The employment-to-population ratio in Iowa rose by 2.3 percentage points from a year earlier.

The 10-year high for the employment-to-population ratio in Iowa was 69.1 percent in December 2019. The series high for the employment-to-population ratio in Iowa last occurred in August 1996 when the employment-to-population ratio hit 71 percent. The 10-year low for the employment-to-population ratio was 65.6 percent last occurring in November 2012. The series low for the employment-to-population ratio in Iowa last occurred in March 1983 when the employment-to-population ratio hit 59.9 percent.

The national employment-to-population ratio remained steady at 61 percent in December. That rate rose by 0.4 percentage point from a year earlier.

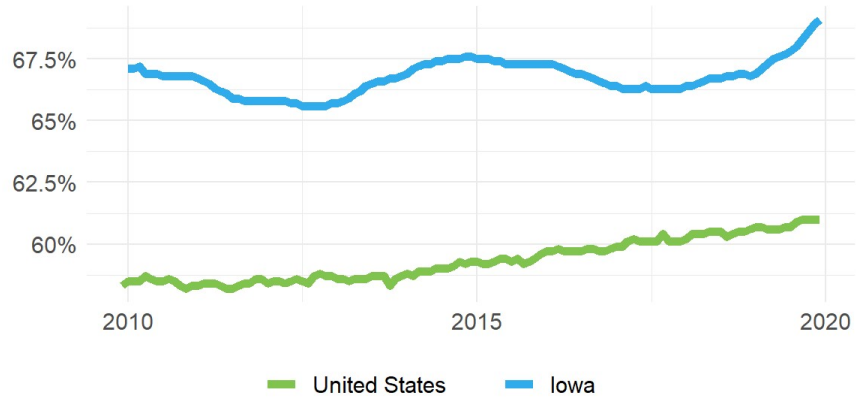
The all-time high for the national employment-to-population ratio was 64.7 percent in April 2000. The 10-year high for the national employment-to-population ratio was 61 percent in December 2019. The recent 10-year low occurred in July 2011 at a level of 58.2 percent. The series low for the employment-to-population ratio was 54.9 percent in October 1949.

Iowa and U.S. Labor Force Participation Rates (Percent, Seasonally Adjusted)



Source: Bureau of Labor Statistics

Iowa and U.S. Employment-to-Population Ratios (Percent, Seasonally Adjusted)



Source: Bureau of Labor Statistics